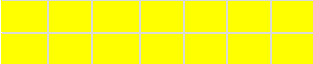

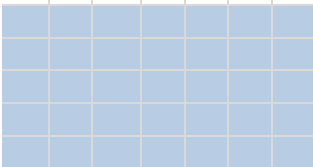
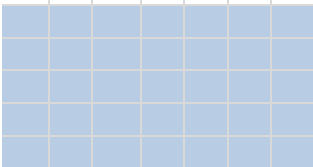
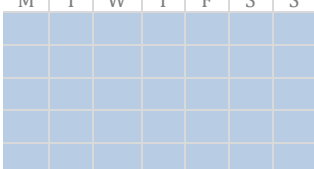


## NOM Application and Assessment Calendar

SEPTEMBER	OCTOBER	NOVEMBER	DECEMBER	JANUARY	FEBRUARY
M T W T F S S	M T W T F S S	M T W T F S S	M T W T F S S	M T W T F S S	M T W T F S S
 <b>NOM:</b> Presbytery assessments for NOM	 <b>NOM:</b> Presbytery assessments for NOM		 <b>NOM:</b> Successful NOM applications from September/October Presbytery assessments sent to KCML registrar by 15 <sup>th</sup> December.		 <b>NOM:</b> KCML Dean of Studies drafts academic recommendations for NOM applicants (i.e. those assessed at previous year's Presbytery September/October assessment); NAW hold planning day.
MARCH	APRIL	MAY	JUNE	JULY	AUGUST
M T W T F S S	M T W T F S S	M T W T F S S	M T W T F S S	M T W T F S S	M T W T F S S
		 <b>NOM:</b> National Assessment weekend.			

 = NOM processes

 = NOM/LOM Presbytery assessment